

Join us in Kent and start going places.

Finding the right location isn't just about discovering the right office, factory site or team. Being able to reach your customers and get your products to market is vital too.

Kent and Medway is one of the best connected locations in the United Kingdom and the only one with direct links by car, rail and ferry to mainland Europe through the Channel Tunnel or across the English Channel.


This is a place that is just 17 minutes at its closest point from central London on what remains the country's first and only high-speed rail line. Coastal Kent is no more than an hour away, perfect for exploring and connecting with creatives based in Margate or Folkestone or enjoying lunch at one of our world leading science parks. When it comes to easy access there's no place like Kent.

This is a place with more motorways by distance linking Kent with London and the rest of the UK and with more infrastructure investment planned, including a lower Thames crossing and an extension of London's Elizabeth Line.


Add in virtual connectivity including the roll out of 6G county-wide by 2030, new or expanding data centres and the arrival of gigabit broadband, it's clear Kent and Medway has all the right connections.

Read on for more facts about the excellent connectivity powering success for business across Kent and Medway.

Join us in Kent
Get in touch today:

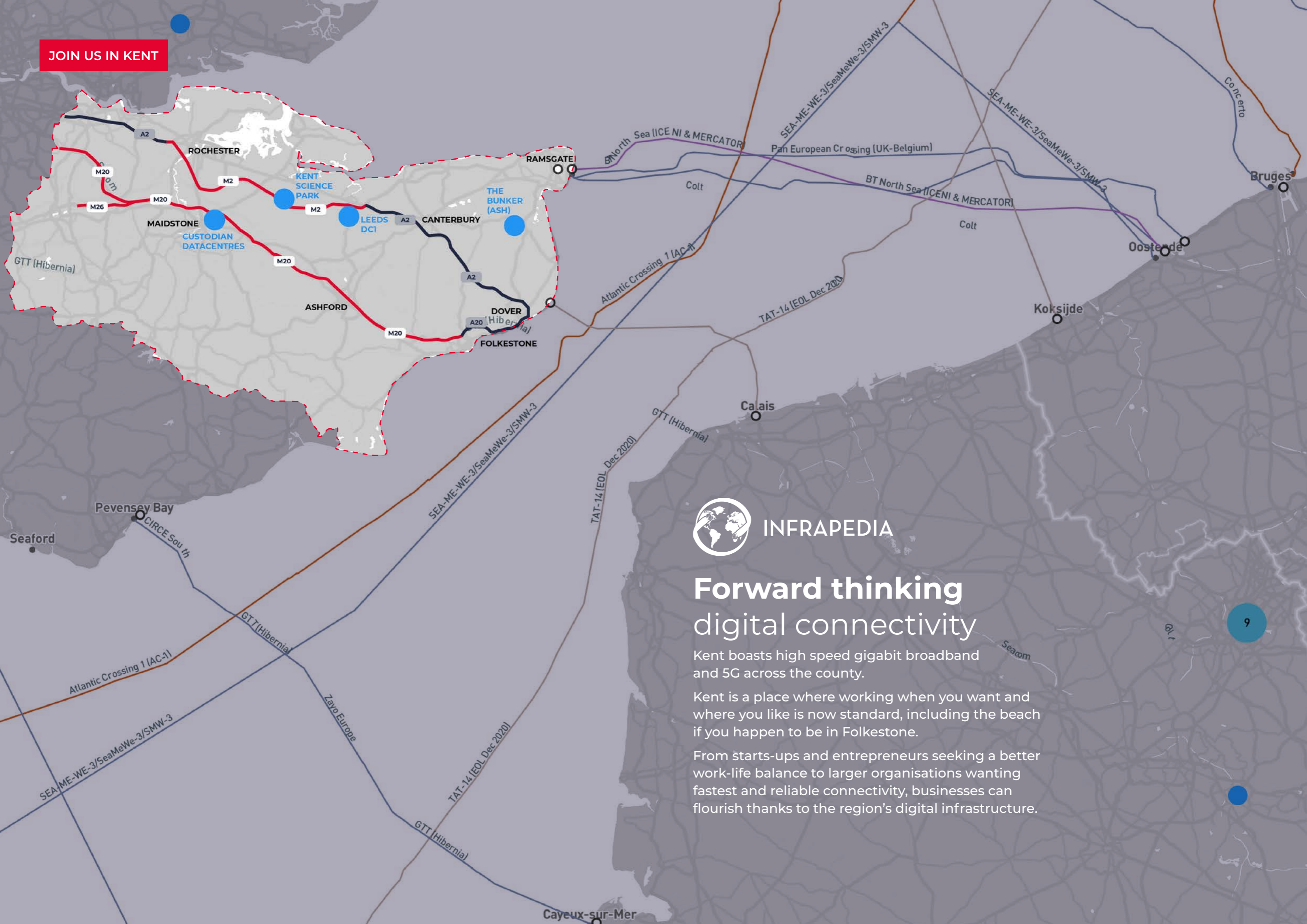
 Locate in Kent

 @LocateInKent

 www.locateinkent.com



JOIN US IN KENT



INFRAPEDIA

Forward thinking digital connectivity

Kent boasts high speed gigabit broadband and 5G across the county.

Kent is a place where working when you want and where you like is now standard, including the beach if you happen to be in Folkestone.

From starts-ups and entrepreneurs seeking a better work-life balance to larger organisations wanting fastest and reliable connectivity, businesses can flourish thanks to the region's digital infrastructure.

JOIN US IN KENT



Roads

8.3 billion
vehicle miles were travelled on
roads in Kent in 2021.

Kent has
6,126 miles
of roads.

Home of the
Dartford Crossing

with an average daily
use of around
160,000 vehicles

The Dartford crossing between
Kent and Essex handles
around **180,000 vehicles a day**
according to Highways England
of which an estimated **42% are**
carrying freight.

Kent has more motorways by distance
than any other county in the UK, with
173 km (107 miles) within the region's
boundary, including the **M2, M20, M26**
and part of the **M25**.

41%
Of all vehicles on Kent
motorways are freight
vehicles.

Swanley
and Dartford are
within **London Travel
Zone 8** and part of the
**Transport for London
network**, meaning even
**quicker and cheaper
access** to and from
the capital.

A proposed new
Lower Thames crossing
to the east of Gravesend -
aimed at reducing congestion and increasing
capacity -will start in 2026, subject to funding
and consent from government.

£74bn
Road freight industry
worth to the UK
economy

JOIN US IN KENT



Rail

Kent's rail network already offers direct access from the county to **nine central London stations**.

42%
increase in people using train stations in Kent in the past 10 years.



Home of the HS1

The UK's only high-speed line. This 67-mile-long rail line links St Pancras International in central London and the Channel Tunnel, providing access for both domestic and international services.



A proposed **£63m railway station** will support the development of thousands of new homes on the **Hoo Peninsula in Medway**.

Elizabeth Line

A planned extension of London's Elizabeth Line (Crossrail) to Ebbsfleet Garden City will further boost transport links between North-West Kent and the capital.



450 million

tonnes of freight have approximately been transported through the **Channel Tunnel** since 1994.

£122 billion

Le Shuttle handle in excess of £122 billion of trade through the Channel Tunnel annually, including 21.3 millions of freight and 10.6 million passengers.

Le Shuttle





River
and Sea

Regular Thames clipper
service connecting London
and Gravesend in Kent
in just 40 minutes.

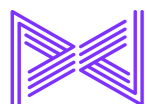


9.2
million

vehicle movements
take place through the
Port of Dover and the
Channel Tunnel
every year.



London Thamesport
is one of only three
UK deep-water ports
capable of handling
the largest container
vessels.



PORT OF
DOVER

The Port of Dover

is Europe's busiest business ferry port
handling £119 billion of trade.

The Port of
Dover receives an
estimated 2.6 million
trucks, 2.8 million
cars and 16 million
passengers each
year.



Air

Departures

The £35 million Thanet
Parkway station opened in
Summer 2023 on the doorstep
of Manston Airport set to re-
open as a major air-cargo facility
and Discovery Park, one of the
UK's leading science parks.

5

Access to five
international airports
including London
Heathrow and Gatwick
within one hour.



Three major supermarkets
have their distribution centres in
Swale, including 920,000 sq. ft.
for Morrisons, the largest pre-let
warehouse in the UK.



Commercial

Kent and Medway the right location

72%

cheaper
commercial
property*

**compared
to London*

1.8 million
potential customers

68

infrastructure
& commercial
development sites



2 science parks



Gateway to
London and
Europe

33%

lower house
prices



17 minutes from
the capital by train

70,000 +
companies already here



4 motorways

Join us in Kent
Get in touch today:

in Locate in Kent

tw @LocateInKent

co www.locateinkent.com



Locate in Kent

